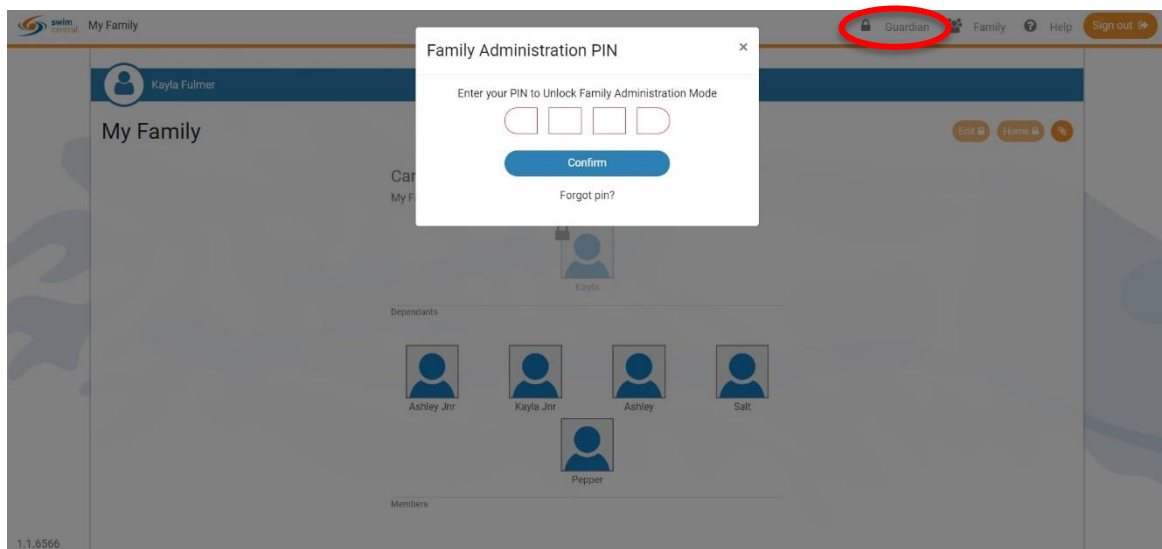


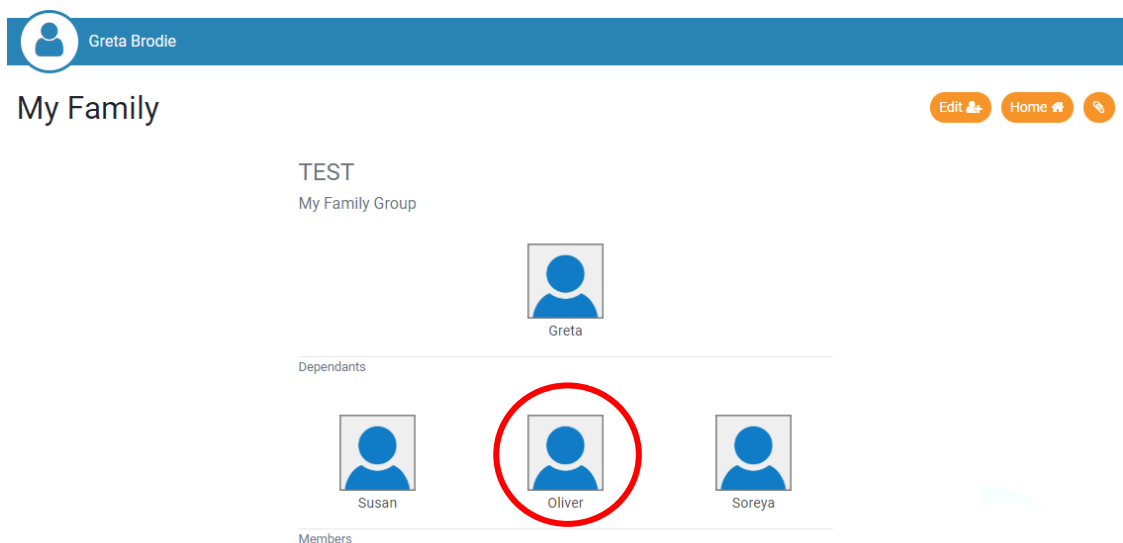
HOW DO I TRANSFER CLUBS?

In order to transfer clubs, you must purchase a product with your new club first. Once you have purchased the product, a transfer button will be available on the old membership product. After the below steps have been completed, you will be eligible to receive a refund on any components which are common to both membership products (ie. Swimming Australia & Swimming Victoria components). The instructions are outlined below.

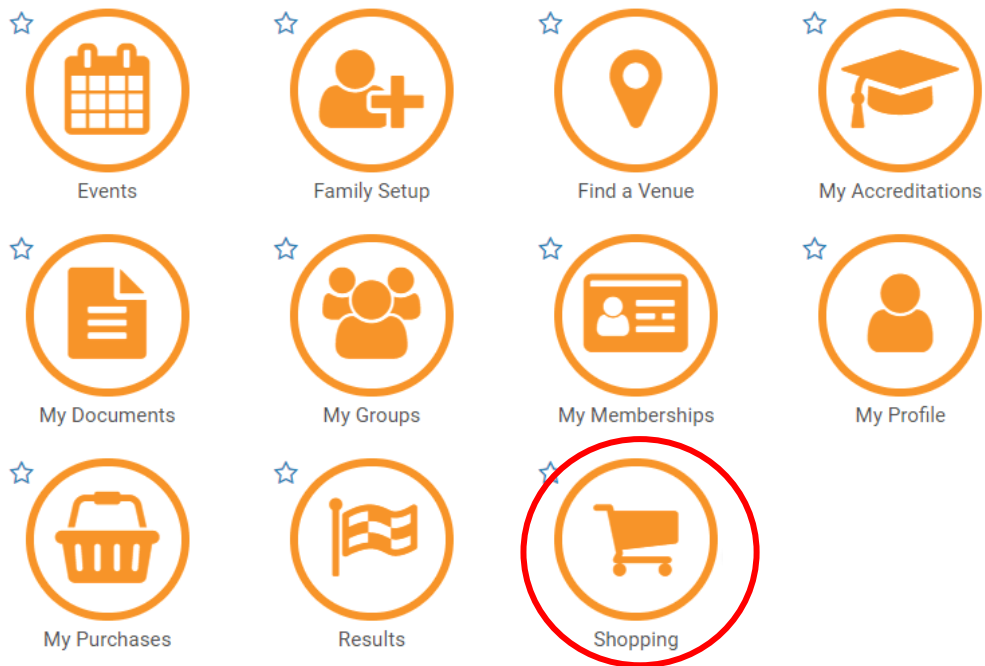
1. Sign in to Swim Central and click on the padlock in the top right-hand corner to unlock your family.



2. Click on the family member who you wish to transfer.



3. From their homepage, click on the orange shopping button.



4. Search the name of the club you wish to transfer to and select the membership product you wish to purchase by clicking on the product.

Product Catalogue Finder

Already know what you're looking for, or who sells it?

Enter a keyword to help us find it for you; search will commence once at least 3 characters have been entered.

Search Clear Filter Product Type

Q Ringwood | All

Name ^	AUD incGST
Committee Member Ringwood Swimming Club Inc	\$37.55
Competition 15 and under Ringwood Swimming Club Inc	€145.46 \$60.92
Competition 16 and over Ringwood Swimming Club Inc	€125.95 \$54.31
Competitor (9-15 years) Ringwood Swimming Club Inc	\$157.31
Recreation 15 and under Ringwood Swimming Club Inc	€125.96 \$54.35
Recreation 16 and over Ringwood Swimming Club Inc	€116.22 \$49.23

5. Ensure you have selected the correct membership product and add it to your trolley.




You meet the requirements for this product.

Add to Trolley 

Go to Trolley 

6. Go to your trolley and finalise the purchase, ensuring it has been assigned to the correct member of your family.

Confirm Your Trolley Contents

#	Product Name	exGST	GST	Quantity	incGST
1	Swimmer  Kincumber Pacific Dolphins SC  Josh Karp	\$150.96	\$6.37	 1	\$157.33
Grand Total				1	\$157.33
GST Component					\$6.37
SAL Surcharge*					\$1.86
Transaction Fee*					\$2.23

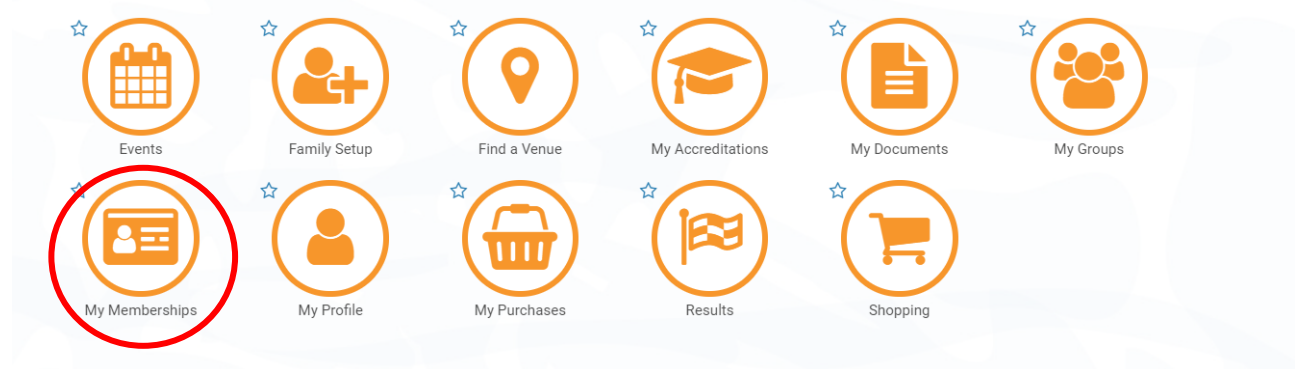
* fees and surcharges included in total amount shown

Terms and Conditions of Purchase

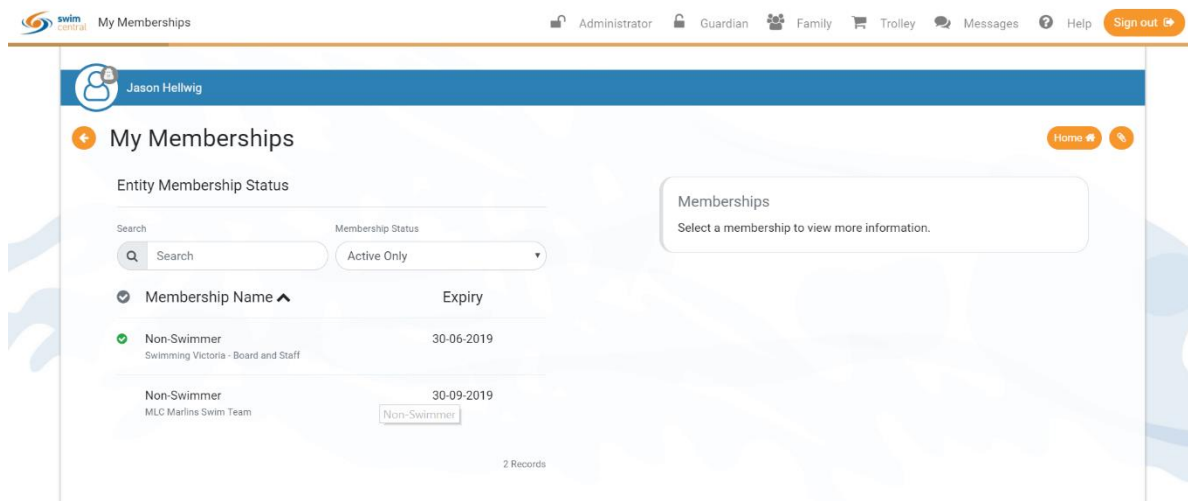
I agree with Ts & Cs

- Once the membership payment has been successful, go to the members homepage by clicking the profile icon in the top left-hand of the screen, and click the orange My Memberships button.

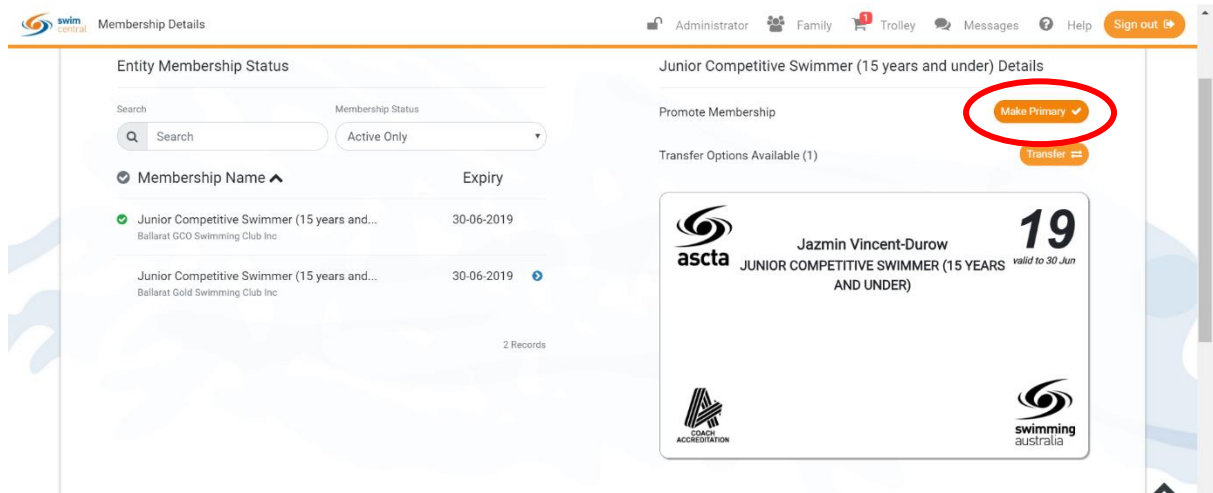
Home



- You should see multiple memberships in your membership lists. The green tick next to one of the memberships will indicate which is your primary membership.



- Click on the membership with your new club and in the information listed on the right-hand side click the orange Make Primary button.



The screenshot shows the 'Membership Details' page for a 'Junior Competitive Swimmer (15 years and under)'. On the left, under 'Entity Membership Status', there is a table with two records. The top record is highlighted with a green checkmark, indicating it is the primary membership. On the right, under 'Junior Competitive Swimmer (15 years and under) Details', there is a 'Promote Membership' section with a 'Make Primary' button circled in red. Below this is a 'Transfer Options Available (1)' section with a 'Transfer' button.

Membership Name	Expiry
Junior Competitive Swimmer (15 years and... Ballarat GDO Swimming Club Inc	30-06-2019
Junior Competitive Swimmer (15 years and... Ballarat Gold Swimming Club Inc	30-06-2019

2 Records

Junior Competitive Swimmer (15 years and under) Details

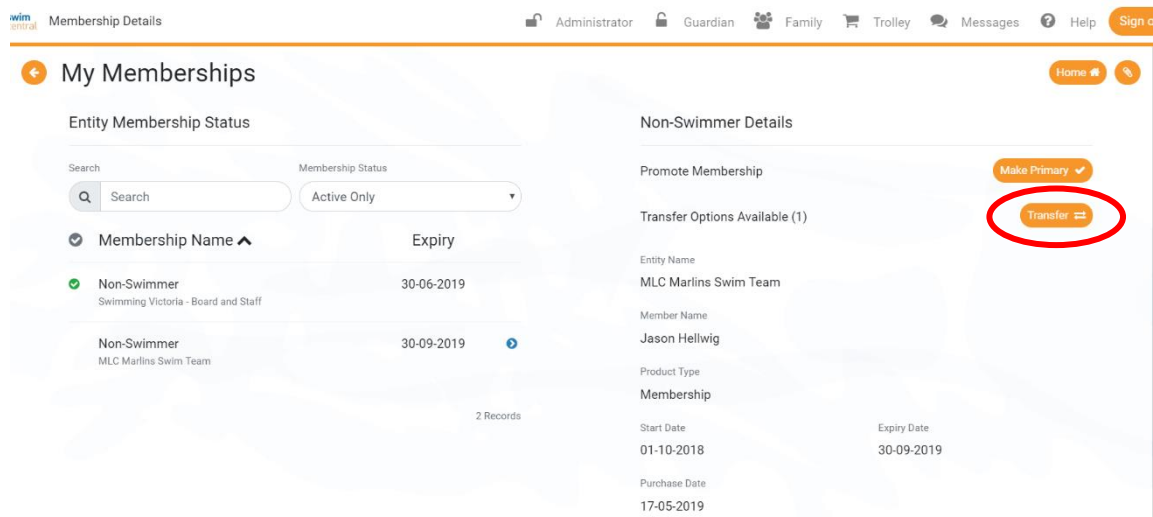
Promote Membership **Make Primary**

Transfer Options Available (1) **Transfer**

ascta Jazmin Vincent-Durow **19** valid to 30 Jun
JUNIOR COMPETITIVE SWIMMER (15 YEARS AND UNDER)

swimming australia

- Once this has been done and the green tick is showing next to your new membership, click your old membership and on the right-hand side, click the orange Transfer button.



The screenshot shows the 'Membership Details' page for a 'Non-Swimmer'. On the left, under 'Entity Membership Status', there is a table with two records. The top record is highlighted with a green checkmark, indicating it is the primary membership. On the right, under 'Non-Swimmer Details', there is a 'Promote Membership' section with a 'Make Primary' button. Below this is a 'Transfer Options Available (1)' section with a 'Transfer' button circled in red.

Membership Name	Expiry
Non-Swimmer Swimming Victoria - Board and Staff	30-06-2019
Non-Swimmer MLC Marlins Swim Team	30-09-2019

2 Records

Non-Swimmer Details

Promote Membership **Make Primary**

Transfer Options Available (1) **Transfer**

Entity Name
MLC Marlins Swim Team

Member Name
Jason Hellwig

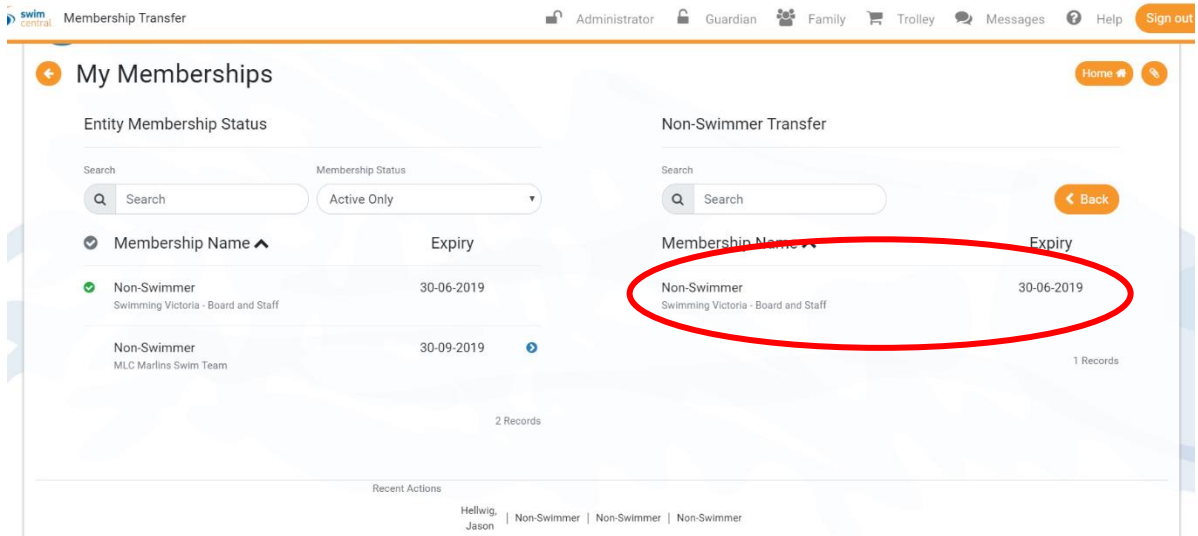
Product Type
Membership

Start Date
01-10-2018

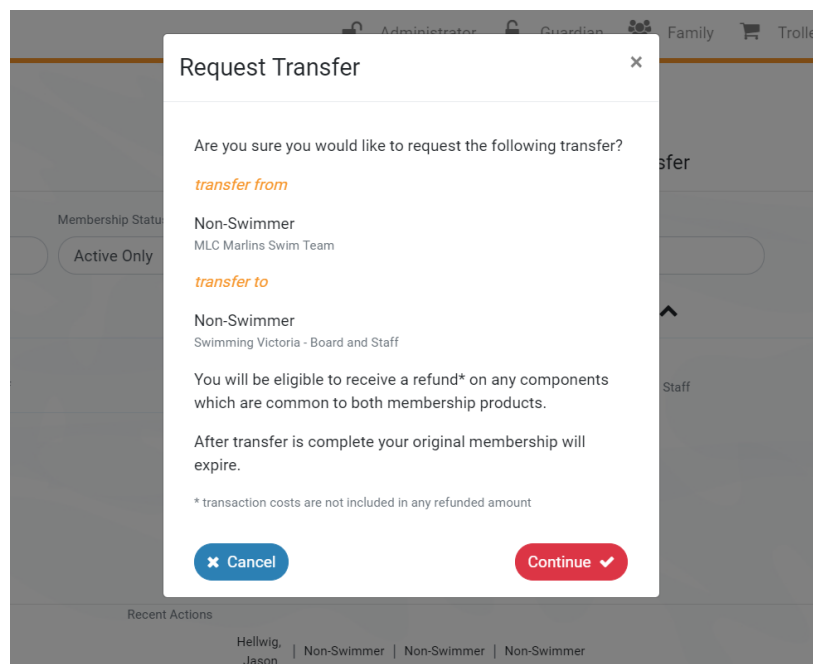
Expiry Date
30-09-2019

Purchase Date
17-05-2019

11. A list of memberships that are eligible to transfer will appear. Click on the membership which you are transferring away from (your old membership).



12. A pop-up message will appear, confirming which club you are transferring from and which club you are transferring to. Please ensure you read this carefully and all the details are correct. You are eligible to receive a refund on any components which are common to both membership products.





The transfer is now complete. Please note that you must ensure the green tick is next to your primary membership (the membership at your new club).

The credit card that was used to make the purchase of your new membership product will be refunded on the common components to both membership products (normally these will be the national and state fees).

Please note: a lag in your old membership disappearing may occur. Even if this happens, you are able to enter meets under your new membership ensuring that the green tick is next to this membership.